Diagram 1 – Rosette A - width x height of:
6.75 (7.5, 8.75, 9.75, 10.75, 11.5) in
17 (19, 22, 25, 27, 29) cm

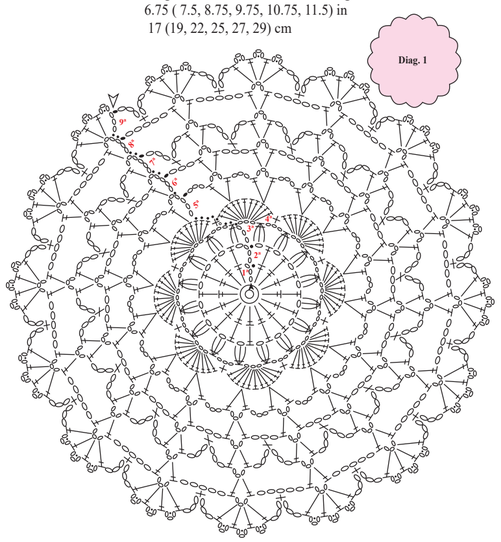

Diagram 2 – Rosette B - width x height of:
6 (6.75, 7.5, 8.25, 9, 9.5) in
15 (17, 19, 21, 23, 24) cm

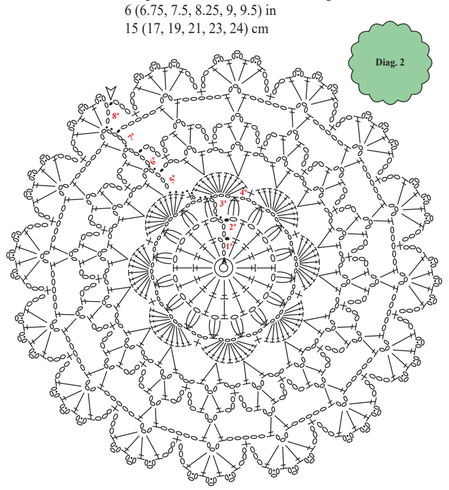

Diagram 3 – Rosette C - width x height of:
3.5 (4.25, 5, 6, 6.75, 7.5) in
9 (11, 13, 15, 17, 19) cm

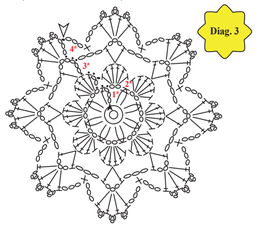

Diagram 4 – Rosette D - width x height of:
5.5 (6.25, 7, 7.75, 8.75, 9) in
14 (16, 18, 20, 22, 23) cm



Diagram 5 – Rosette E -
width x height of:
2.25 (3.25, 4, 4.75, 5.5, 6.25) in
6 (8, 10, 12, 14, 16) cm

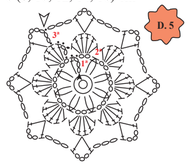

Diagram 6 – Insertion
(1.25" x 1.25") / (3 cm x 3 cm)

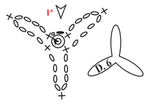

Diagram 7 – Half Rosette -
(2" x 3.5") / (5 cm x 9 cm)

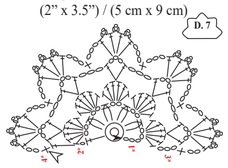

Diagram 8 – Rosette F -
(2" x 2") / (5 cm x 5 cm)

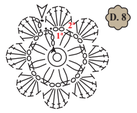

Legend
- ch
- sl st
- sc
- hdc
- dc
- 2 dc cluster
- 3 dc closed tog
- picot
- direction of work
- beginning
- finish

DISTRIBUTION SCHEME

Finishing around neckline:

List of number of motifs

- Diag. 1 - 4 motifs
- Diag. 2 - 58 motifs
- Diag. 3 - 6 motifs
- Diag. 4 - 6 motifs
- D. 5 - 6 motifs
- D. 6 - 141 motifs
- D. 7 - 2 motifs
- D. 8 - 8 motifs

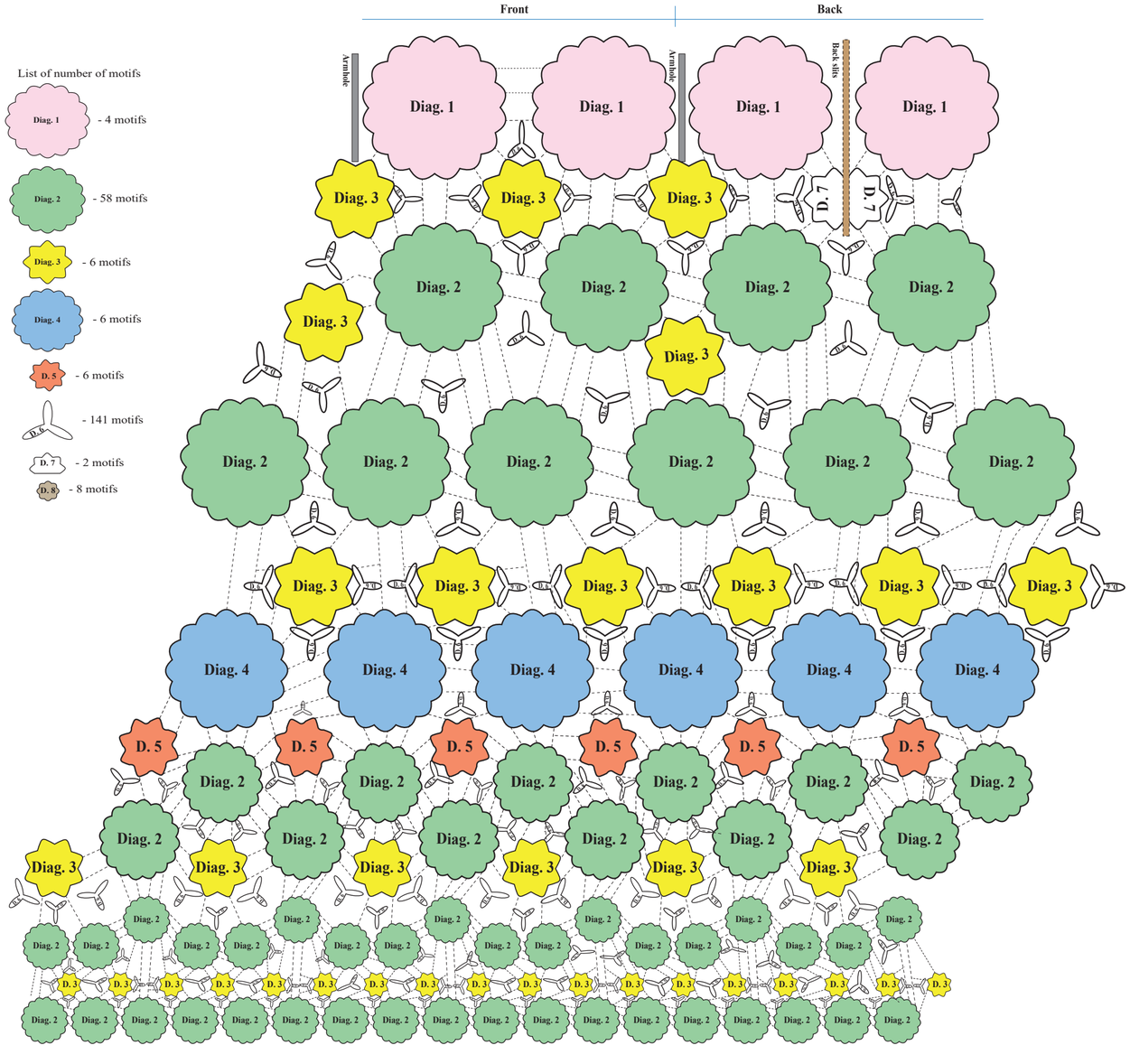

Measurement Scheme

Front

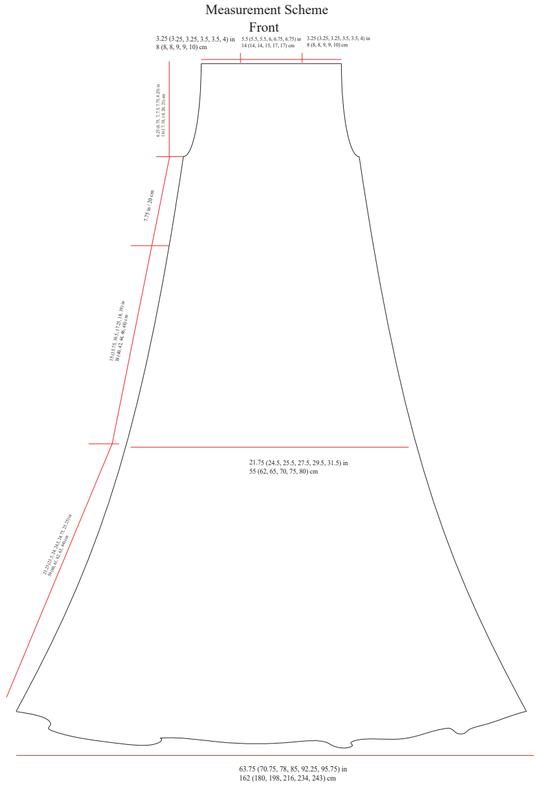
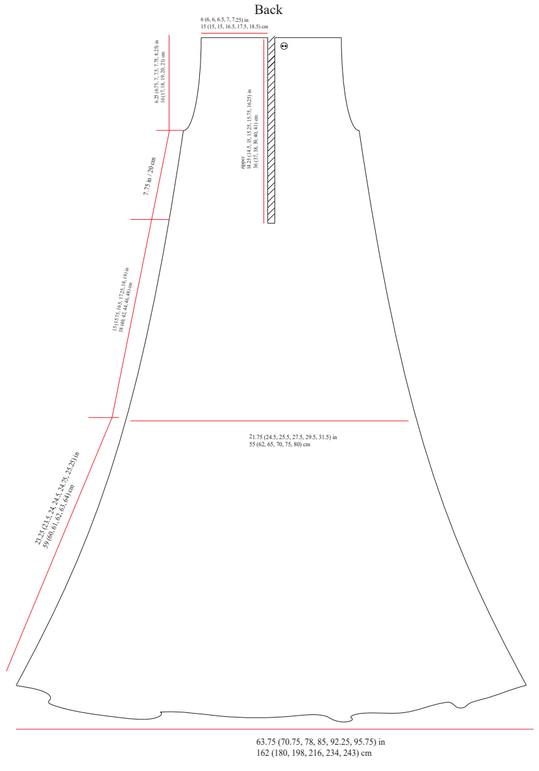
Back