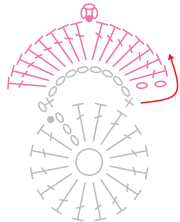


# Gráfico 1 - Flor

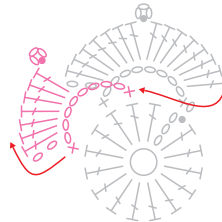


Direito




Averso


1




Direito



2



3



4



Gráfico 3 - Tapete da pia




Gráfico 2 - Motivo com flor

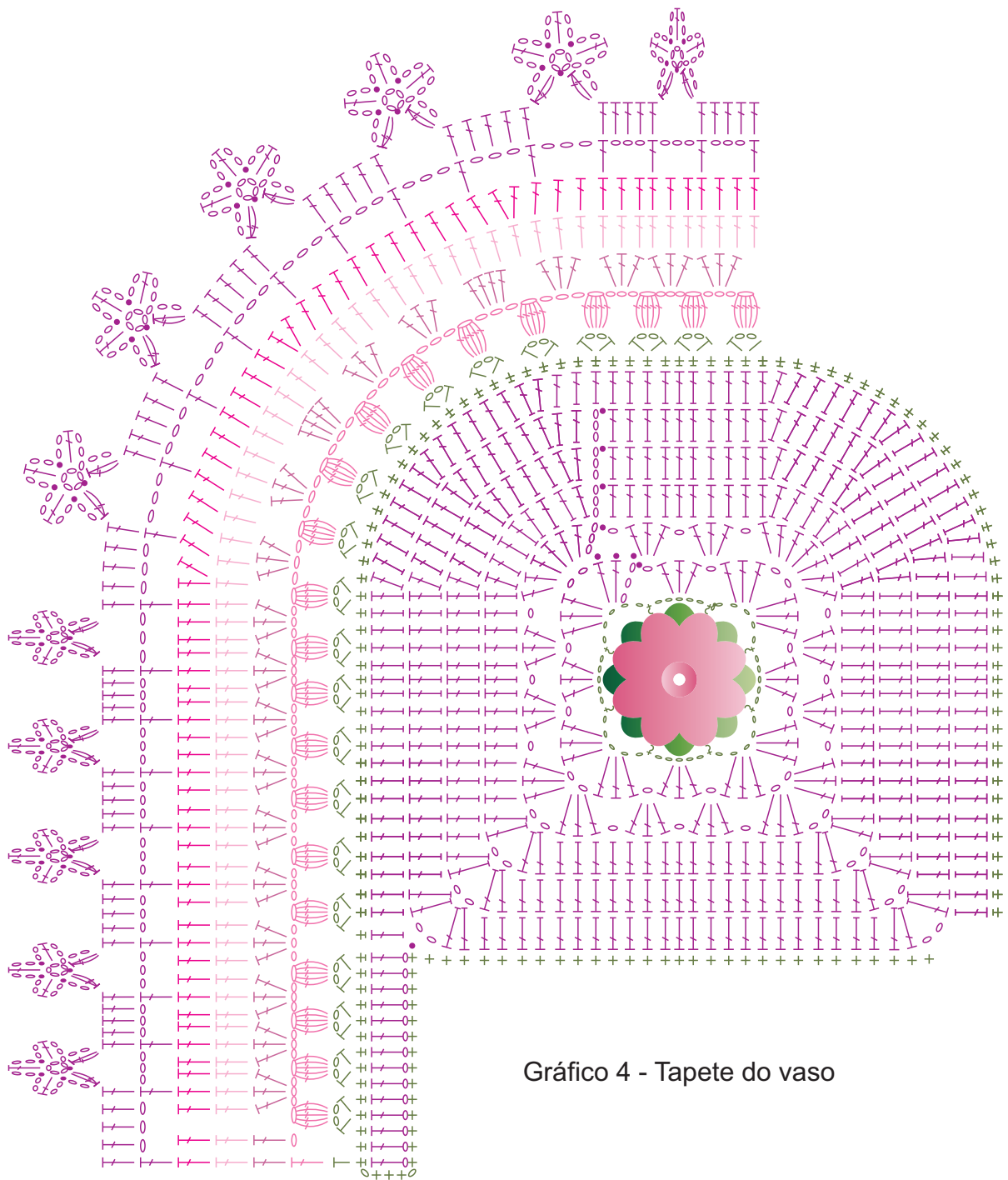


Gráfico 4 - Tapete do vaso

Gráfico 5 - Tampa do vaso


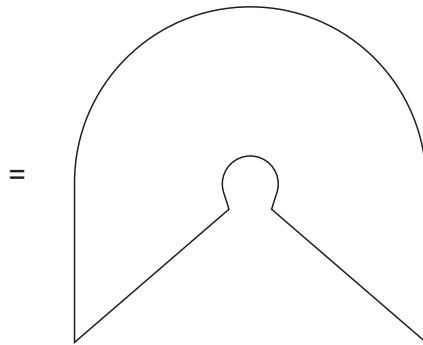



Gráfico 6 - Parte de trás (tampa do vaso)




Legenda

- Correntinha
- P. bxmo.
- + P. baixo
- ± P. baixo pegando somente a laçada de trás do ponto de base
- T P. meio alto
- ⌋ P. alto
- ⌋ P. alto pegando somente a laçada de trás do p. de base
- ⌋ P.alto duplo
- ⌋ 2 p. altos fechados juntos
- ⌋ P. baixo relevo pegado por trás do ponto de base


- ⌋ Picô
- ⌋ P. pipoca (5 p. altos, 1 p. bxmo. no 1º p. alto)
- Anel mágico
- Barroco Multicolor Premium 9284
- Barroco Multicolor Premium 9536
- Barroco Maxcolor 6375
- Barroco Maxcolor 6085
- Barroco Decore Luxo 3526
- Barroco Decore Luxo 769

# Esquemas de montagem

Tapete da pia



Tapete do vaso



Tampa do vaso

