Diagrama 1 - Square

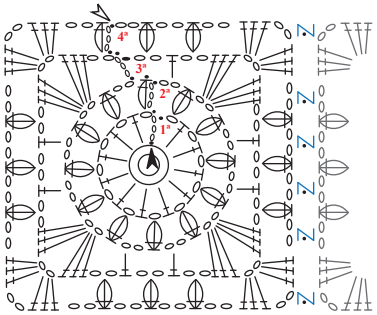

Legenda

- corr.
- p.bx.
- p.b.
- p.a.
- 3 p.a.f.j. no mesmo p. de base
- 2 p.a.f.j. no mesmo p. de base
- union dos squares com p.bx.
- anel mágico
- ↑↑ sentido do trabalho
- início
- arremate

Diagrama 2 - Cós

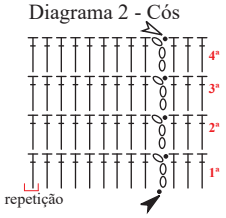

Diagrama 3 - Bico de acabamento

Diagrama 4 - Alça

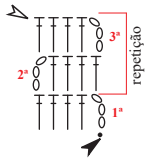

Esquema de distribuição dos squares (diag. 1) para o shorts:

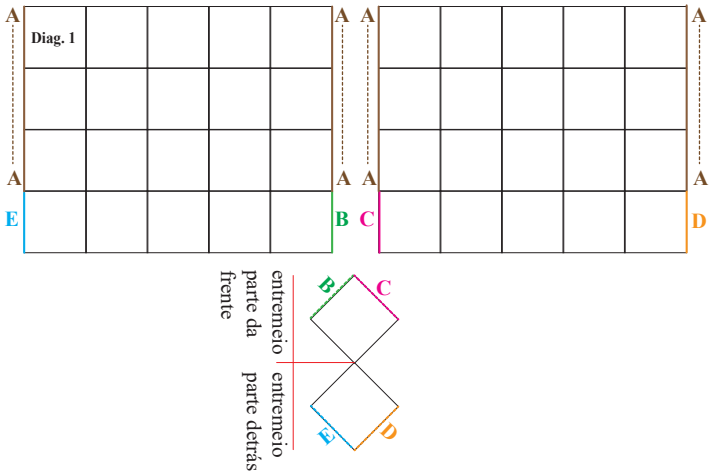

Shorts

Parte da frente = parte detrás

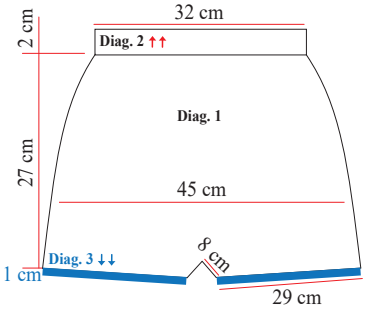
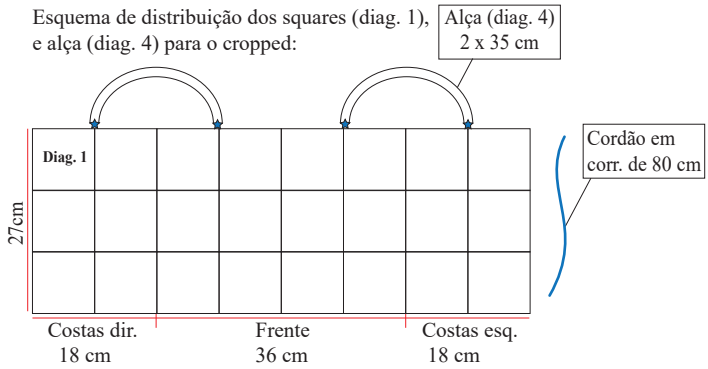
Esquema de distribuição dos squares (diag. 1), e alça (diag. 4) para o cropped: