


Divisão dos pts. para subir as laterais



Diagrama 1 - Ponto fantasia (A)



Esquema de medidas

Parte da frente = parte de trás

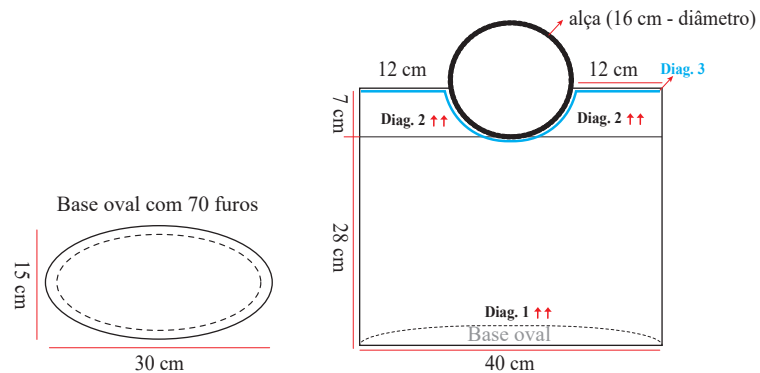


Diagrama 2 - Laterais dir. e esq.

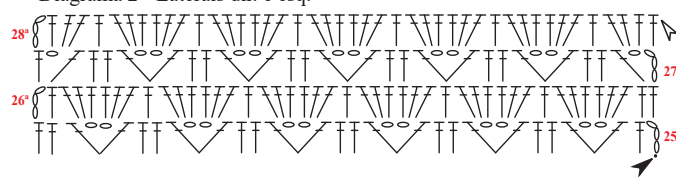


Diagrama 3 - Bico de acabamento



Legenda

- corr.
- p.bx.
- + p.b.
- ∩ 2 p.b.l.d.
- ↑ p.a.
- furos da base
- ↑↑ sentido do trabalho
- ▲ início
- △ arremate