

Diagrama 1 -  
Ponto fantasia (A)




Diagrama 2 -  
Ponto fantasia (B)

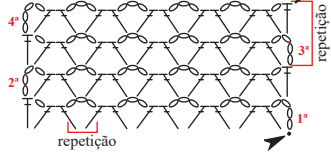


Diagrama 6 - Bico de acabamento



Diagrama 3 - Base para  
prender os botões

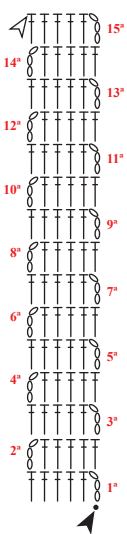


Diagrama 4 - Base com casas  
para os botões

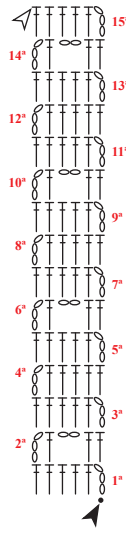
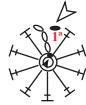


Diagrama 5 -  
Forro para o botão

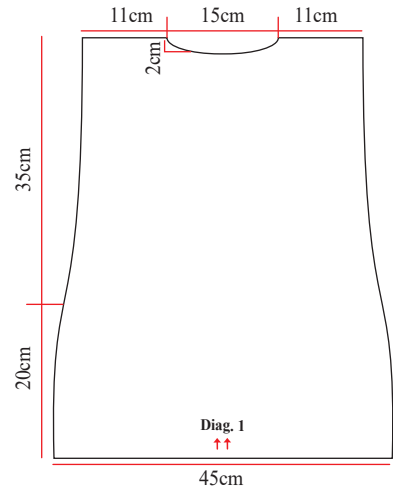


Legenda

- corr.
- p.bx.
- + p.b.
- ⊖ picô
- ⊥ p.a.
- ⊙ anel mágico
- ↑↑ sentido do trabalho
- ▲ início
- △ arremate

Esquema de medidas

Fronte = Costas



Manga  
70cm

