Diagrama 1 - Barra 1/1

OBS.: carr. impares (direito), carr. pares (avesso).

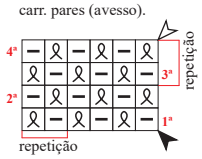

Diagrama 2 - Ponto Cestaria

OBS.: carr. impares (direito), carr. pares (avesso).

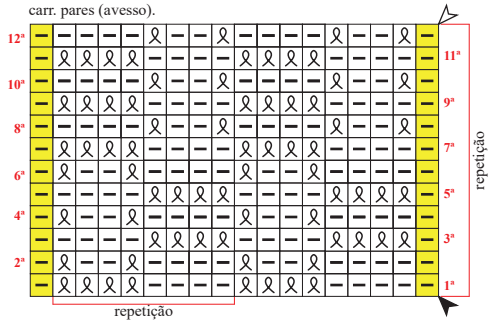

Legenda

- m., torcido
- tricô
- pts. de borda

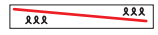

colocar 3 pts. à espera numa ag. auxíliar na frente do trab., tric. 3 m. torcido, retorne o p. deixado à espera para a ag. de tricô e tric. em m. torcido.

colocar 3 pts. à espera numa ag. auxíliar atrás do trab., tric. 3 m. torcido, retorne o p. deixado à espera para a ag. de tricô e tric. em m. torcido.

- ▲ início
- ⋀ arremate
- ↑↑ sentido do trabalho

Diagrama 3 - Ponto fantasia

OBS.: carr. impares (direito), carr. pares (avesso).

A = cestaria (frente); **B** = tranças; **C** = dir. em t., avesso em m.,torcido.

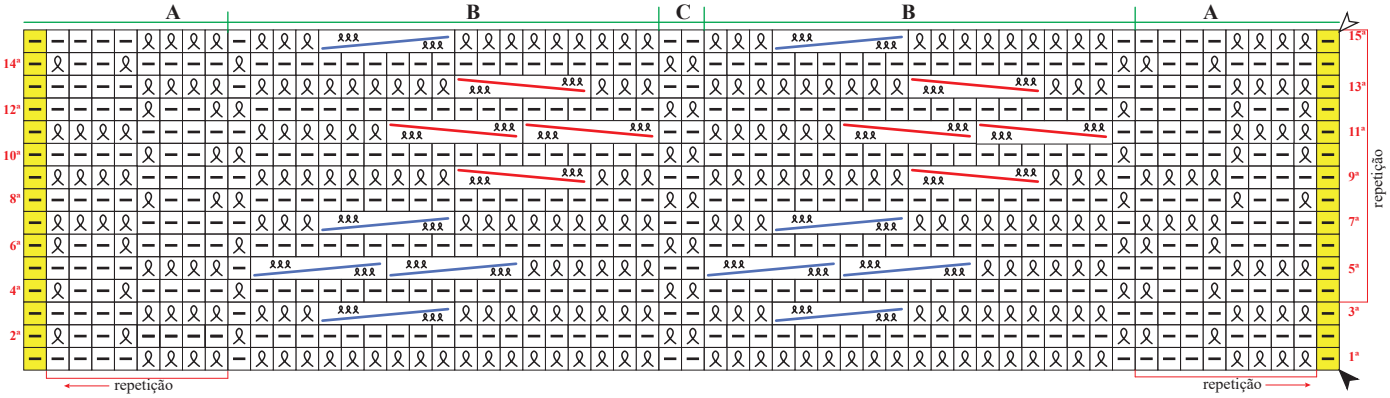

Esquema de medidas

Costas

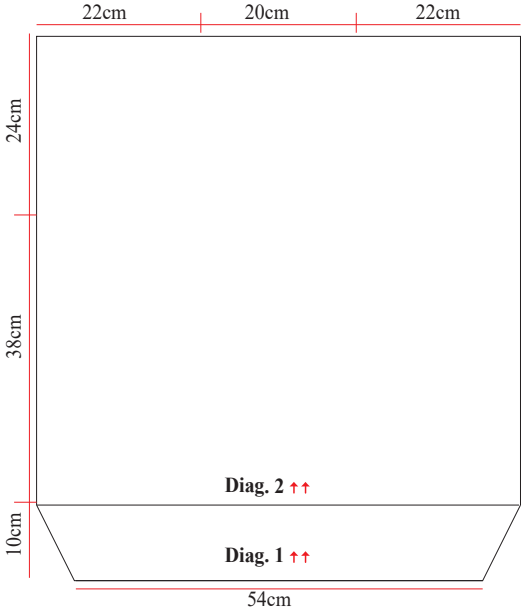

Frente

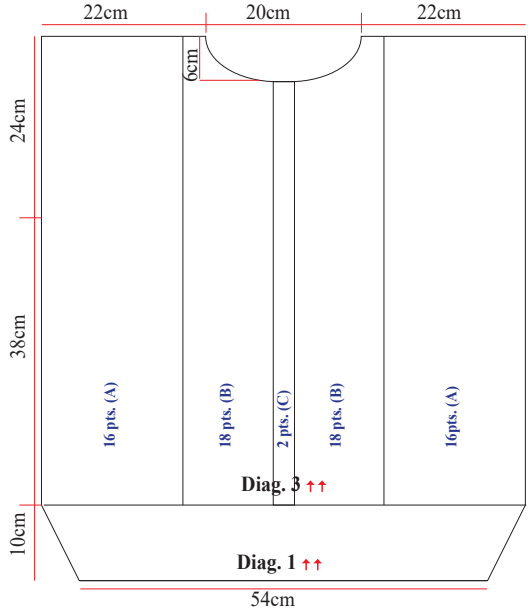
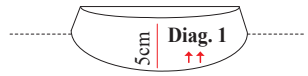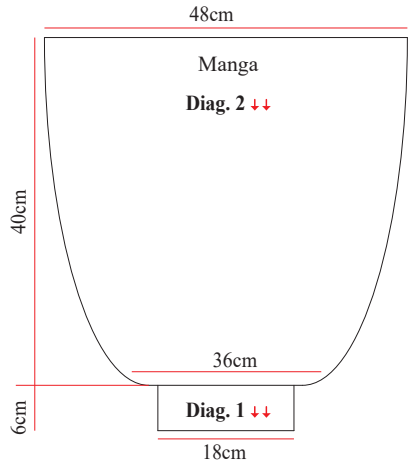
Gola