Diagrama 1 - Square

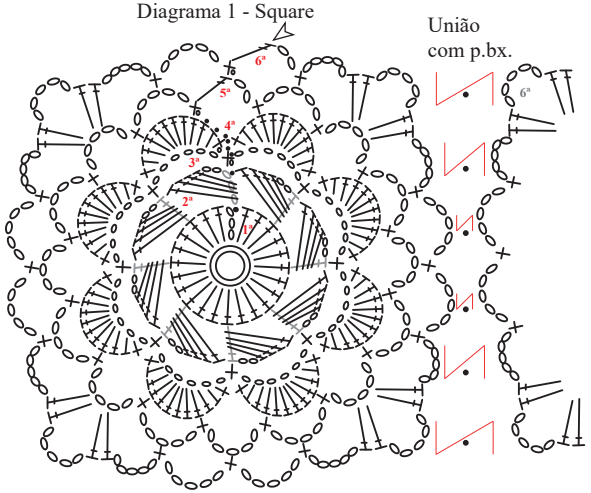

União com p.bx.

Diagrama 2 - Entremeio

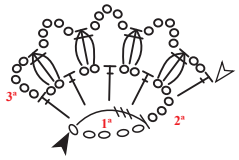

Diagrama 3 - Ponto fantasia (A)

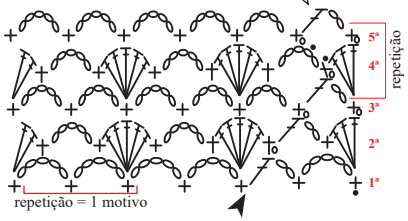

Diagrama 4 - Bico de acabamento

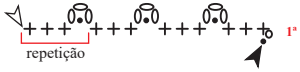

Legenda

- corr.
- p.bx.
- p.b.
- picô
- m.p.a.
- p.a.
- p.a.t.
- 3 p.a.f.j. em pts. de bases diferentes
- Base de 1 p.a., depois suba com 2 corr., 4 p.a., laçando e no p.a. de base
- anel mágico
- sentido do trabalho
- início
- arremate

Esquema de medidas

Costas = Frente

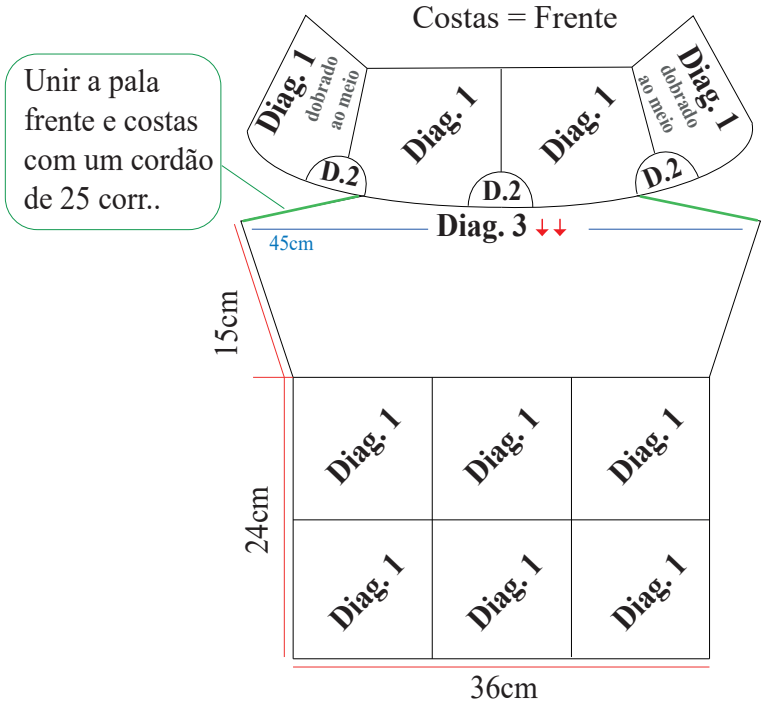
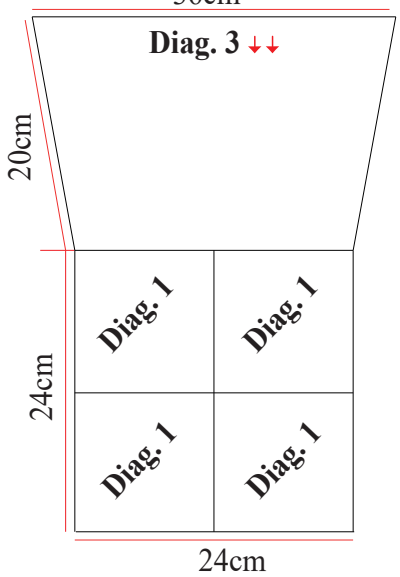
Manga