

Gráfico 1 - Flor




Gráfico 3 - Tapete da pia




Gráfico 2 - Motivo com flor

Gráfico 4 - Tapete do vaso




Gráfico 5 - Tapa do vaso



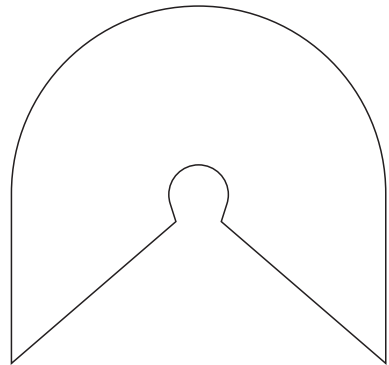



Gráfico 6 - Parte de trás (tapa do vaso)



||



## Gráfico 7 - Contorno




### Legenda

- Correntinha
- P. bxmo.
- + P. baixo
- ┆ P. meio alto
- ┆ P. alto
- ┆ P. alto pegando somente a laçada de trás do p. de base
- ┆ P. alto duplo
- ┆ P. alto triplo
- ┆ P. baixo relevo pegado por trás do ponto de base
- ┆ P. alto duplo relevo pegado por trás do ponto de base


- ⊗ Picô 1
- ⊗ Picô 2
- ⊗ P. avelã com 2 terminações
- Anel mágico
- ⋮ Fazer o ponto no lugar indicado
- Barroco Multicolor Premium 9284
- Barroco Multicolor Premium 9253
- Barroco Multicolor Premium 9384
- Barroco Decore Luxo 100
- Barroco Maxcolor 6085

## Esquemas de montagem

Tapete da pia



Tapete do vaso



Tampa do vaso

