
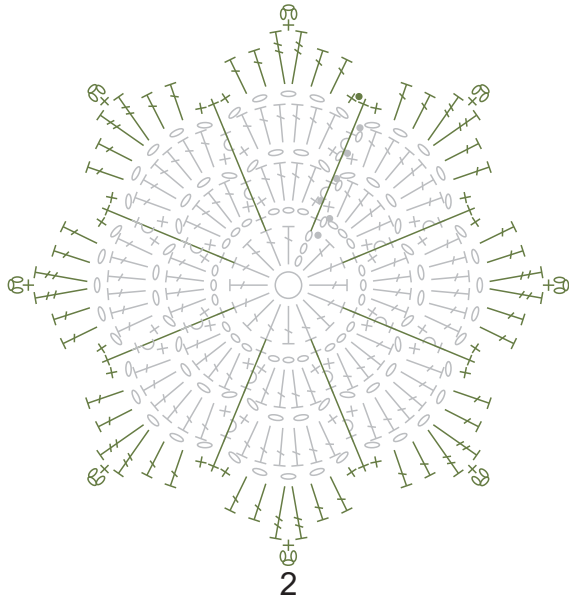


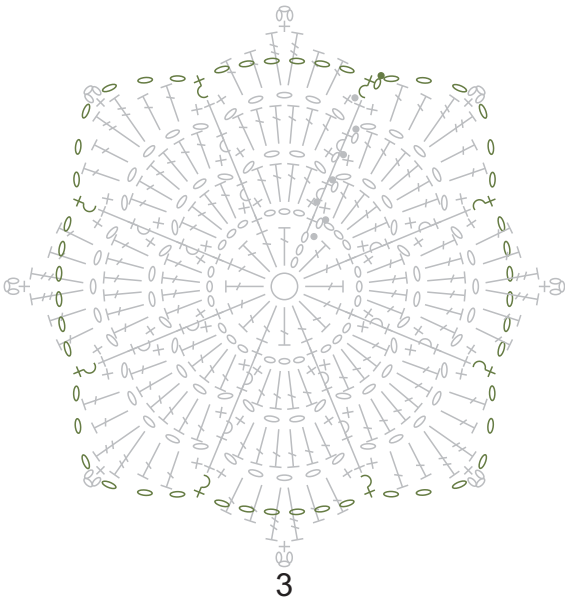
Gráfico 1 - Flor




1



2



3



4



Gráfico 3 - Tapete da pia




Gráfico 2 - Motivo com flor

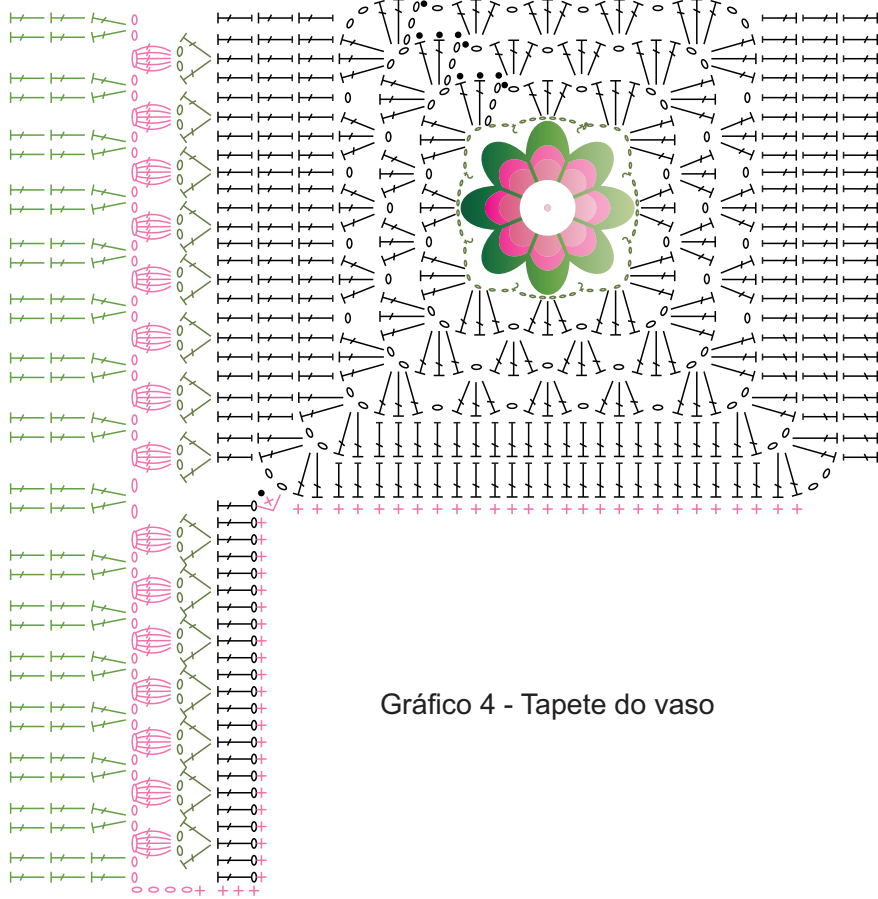


Gráfico 4 - Tapete do vaso

Gráfico 5 - Tapa do vaso




Gráfico 6 - Parte de trás (tampa do vaso)

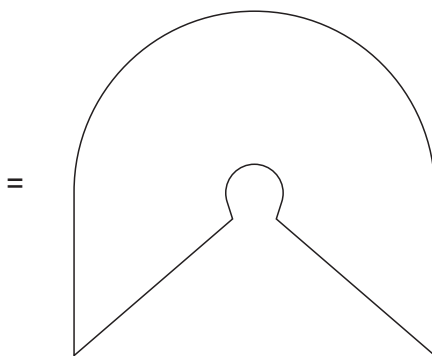
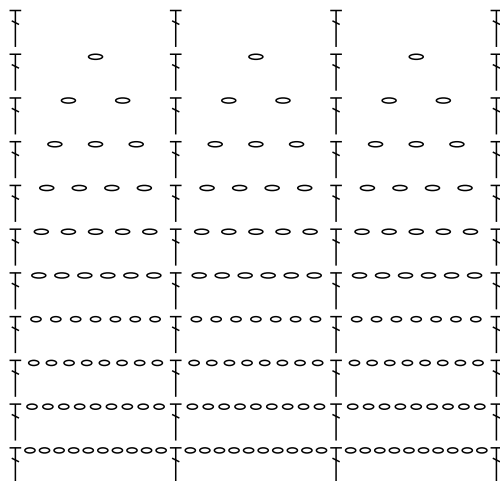
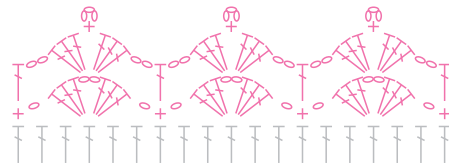


Gráfico 7 - Contorno

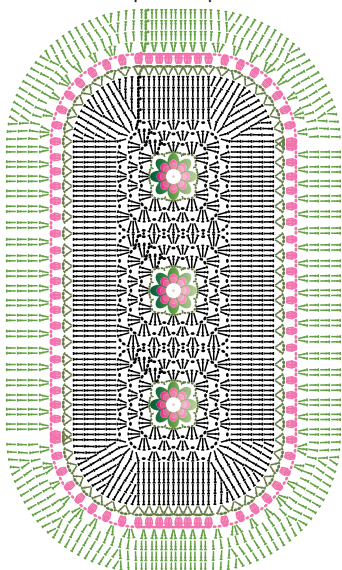


Legenda


- Correntinha
- P. bxmo.
- + P. baixo
- † P. baixo alongado
- ‡ P. alto
- ‡ P. alto pegando somente a laçada de trás do p. de base
- ‡ P.alto duplo
- ‡ P. baixo relevo pegado por trás do ponto de base
- ♁ Picô
- ♁ P. pipoca (5 p. altos, 1 p. bxmo. no 1º p. alto)
- Anel mágico
- Barroco Maxcolor 8001
- Barroco Multicolor 9284
- Barroco Multicolor 9427
- Barroco Multicolor 9536
- Barroco Natural Brilho Prata
- Barroco Decore Luxo 540

Esquemas de montagem

Tapete da pia



Tapete do vaso



Tampa do vaso

