Diagrama 2 - Ponto meia

OBS.: carr. impares (direito), carr. pares (avesso)

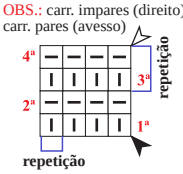

Diagrama 3 - Cordões de tricô

OBS.: carr. impares (direito), carr. pares (avesso)

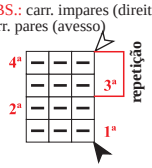

Diagrama 4 - Ponto fantasia (B)

OBS.: carr. impares (direito), carr. pares (avesso)

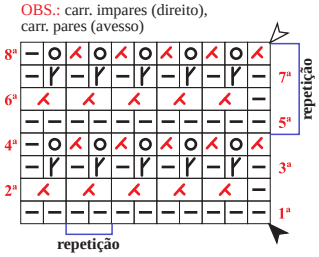

Diagrama 5 - Barra 1/1

OBS.: carr. impares (direito), carr. pares (avesso)

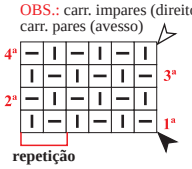

Diagrama 1 - Ponto fantasia (A)

OBS.: carr. impares (direito), carr. pares (avesso)

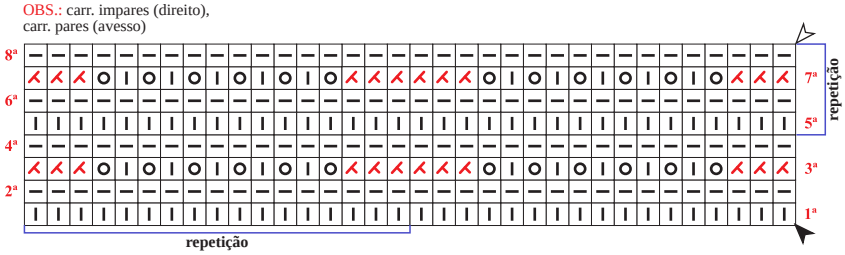

Legenda

- meia
- tricô
- 2 pts. j. em t.
- laç.
- levante 1 p. da carr. anterior e tricotá-lo em t.
- início
- arremate
- ↑↑ sentido do trabalho
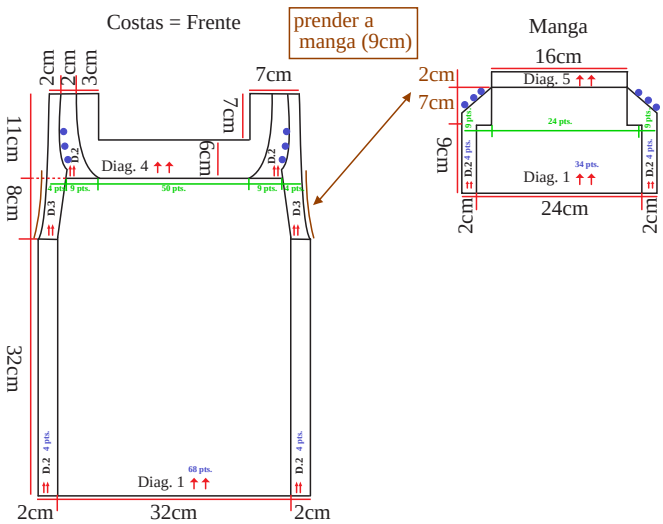
Esquema de medidas