

Gráfico 2 - Barrado

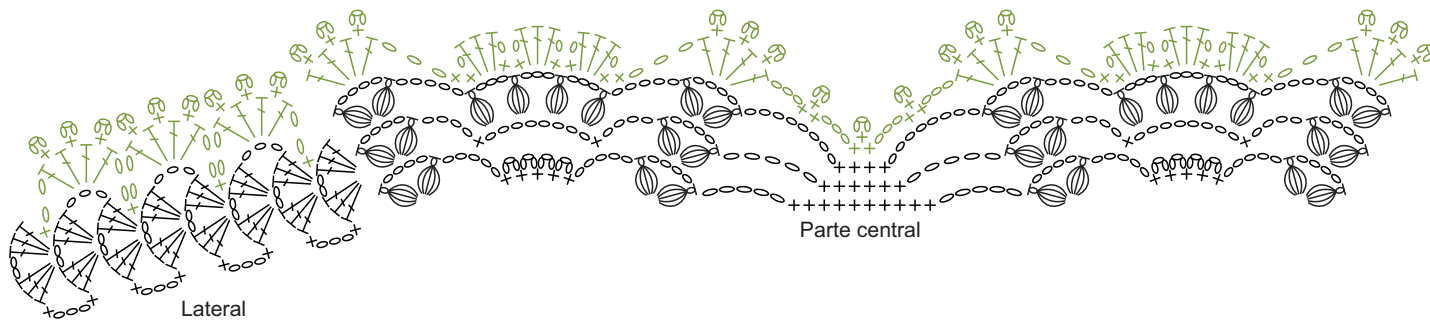


Gráfico 1 - Barrado das laterais e parte superior do pano

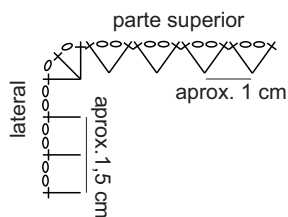


Gráfico 3 - Guirlanda

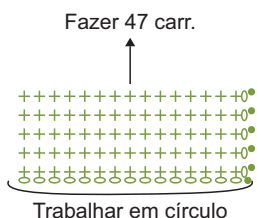


Gráfico 4 - Laço

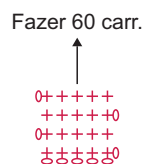


Gráfico 5 - Bola

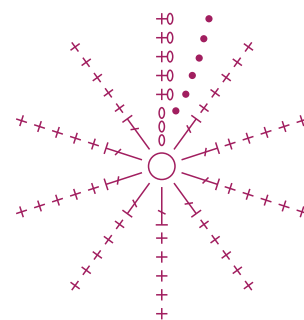
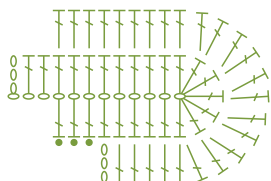
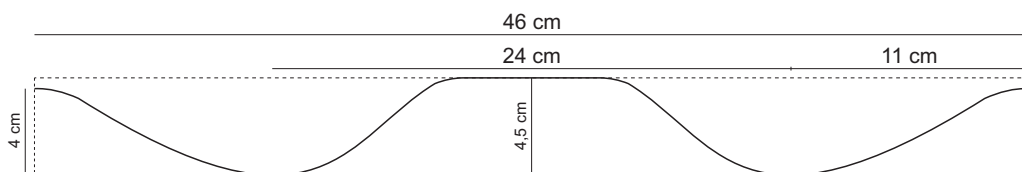


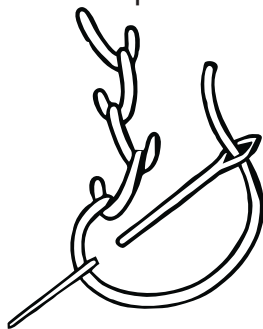
Gráfico 6 - Folha



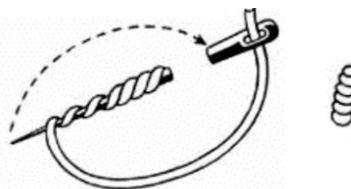
Esquema de corte da parte superior do pano



Ponto pena



Ponto rococó



## Esquema de montagem

### Legenda

- o Correntinha
- P. bxmo.
- + P. baixo
- † P. baixo alongado
- ‡ P. alto
- ⊕ Picô
- ⊖ P. avelã com 2 terminações
- Cléa 8001
- Cléinha 9462
- Cléinha 3635
- Cléinha 6313

