

Gráfico 1 - Flor

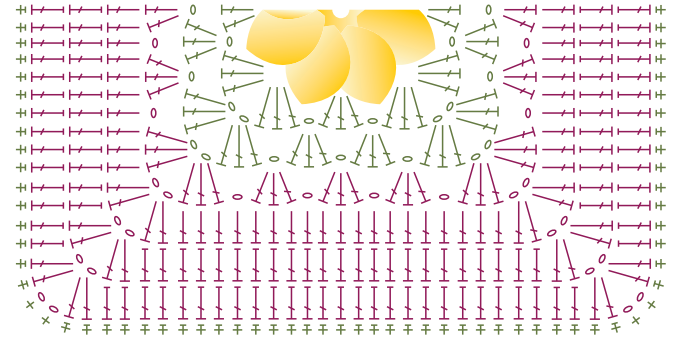


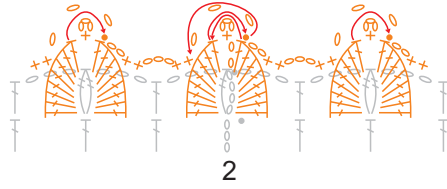
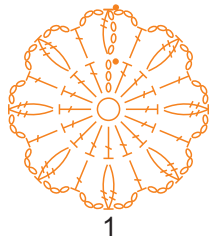


Gráfico 4 - Contorno da tampa do vaso (parte de baixo)

Gráfico 5 - Parte de trás (tampa do vaso)

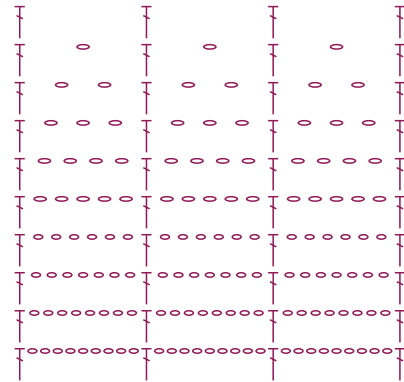
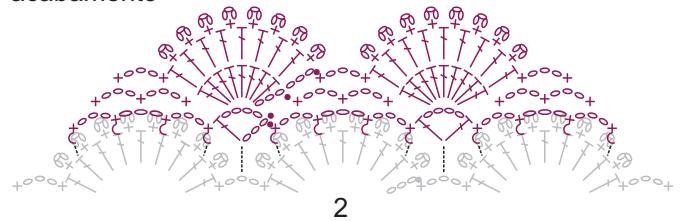


Gráfico 3 - Contorno


Gráfico 2 - Motivo com flor

Gráfico 6 - Bico de acabamento




Esquemas de montagem


Tapete maior



Tapete menor



Tampa do vaso



Legenda

o Correntinha

• P. bxmo.

+ P. baixo

± P. baixo pegando somente a
laçada de trás do ponto de base

⌋ P. alto

⌋ P. alto pegando somente a
laçada de trás do p. de base

⌋ 2 p. altos duplos fechados juntos

⌋ 8 p. altos fechados
juntos de 2 em 2

⌋ P. baixo relevo pegado por
trás do ponto de base

⌋ Picô

○ Anel mágico

⋮ Fazer o ponto no
lugar indicado

■ Barroco Multicolor 9368

■ Barroco Multicolor 9536

■ Barroco Multicolor 9751