21 - BLUSA VERDE BRILHO PRATA

Diagrama 4- Bico de acabamento

Diagrama 3

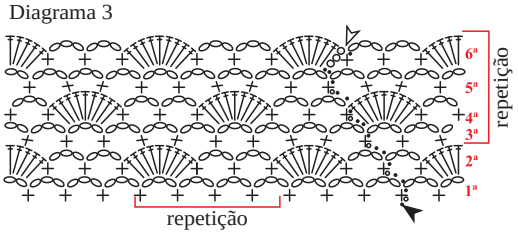

Legenda

- corr.: correntinha
- p.bx.: ponto baixíssimo
- p.b.: ponto baixo
- p.a.: ponto alto
- picô (3 corr., 1 p.bx. na 1ª das 3 corr.)
- sentido do trabalho
- início
- arremate

Diagrama 2



Diagrama 1



1ª etapa

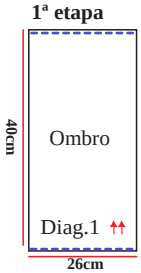

2ª etapa

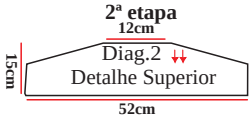

Esquema de medidas:
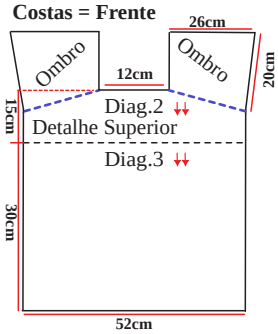
Costas = Frente