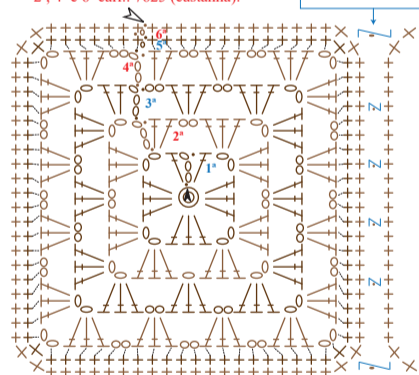


**Diagrama 1 - Square**

1ª, 3ª e 5ª carr.: 7382 (chocolate).  
2ª, 4ª e 6ª carr.: 7625 (castanha).

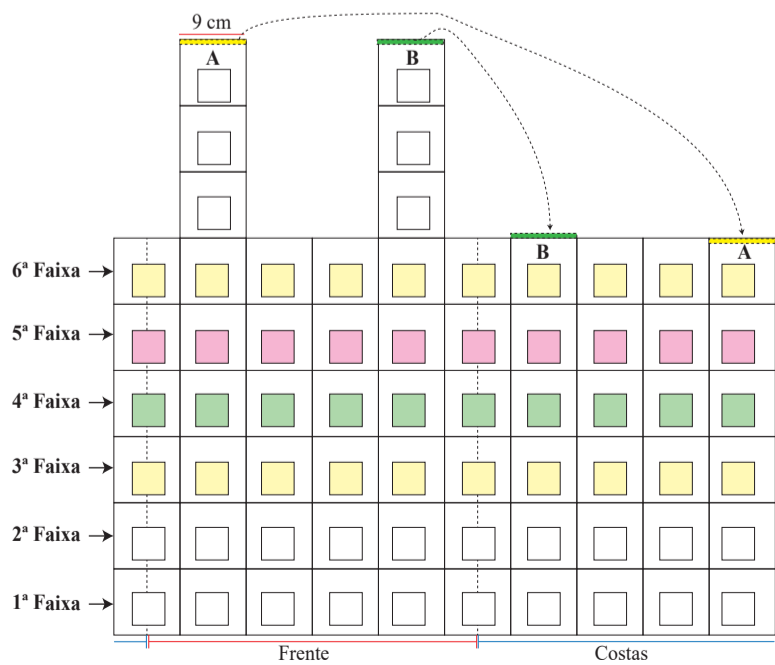
Unir os squares com p.bx.



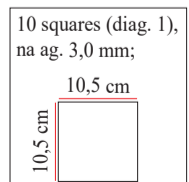
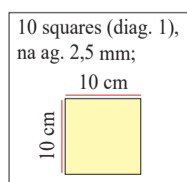
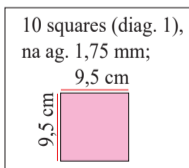
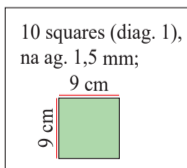
**Legenda**

- corr.
- p.bx.
- + p.b.
- ⊥ p.a.
- ⊙ anel mágico
- ↗ sentido do trabalho
- ▲ início
- △ arremate

**Esquema de distribuição (diag. 1)**



Siga a quantidade de squares a cada fileira, siga a numeração das agulhas:



**Esquema de medidas**  
Costas = Frente

