Diagrama 1 - Ponto fantasia (A)

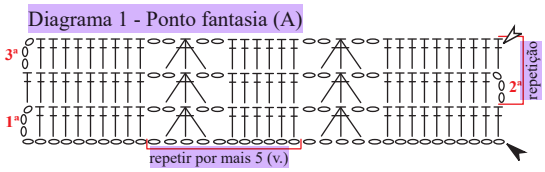

Diagrama 2 - Ponto fantasia (B)

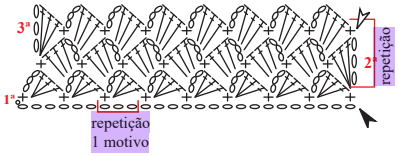

Diagrama 3 - Ponto fantasia (C)

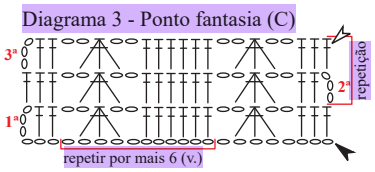

Esquema de medidas:

1ª Etapa (Trab. as laterais dir., esq., frente, costas e mangas)

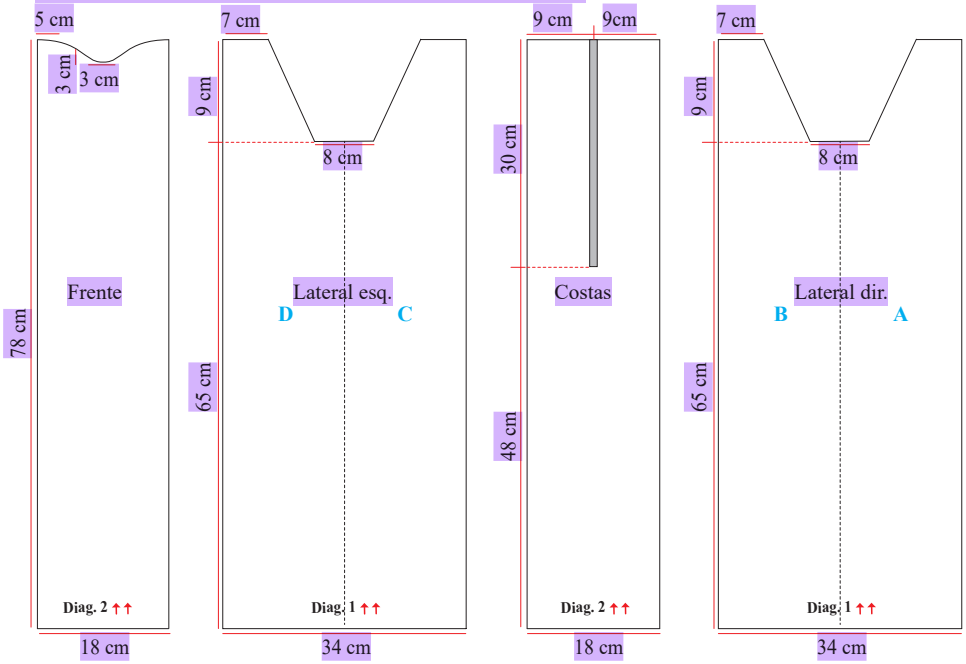

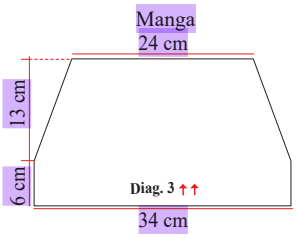

Legenda
- ○ corr.
- + p.b.
- ⊤ p.a.
- ⋀ 3 p.a.f.j.
- ↑↑ sentido do trabalho
- ▲ início
- ⋀ arremate
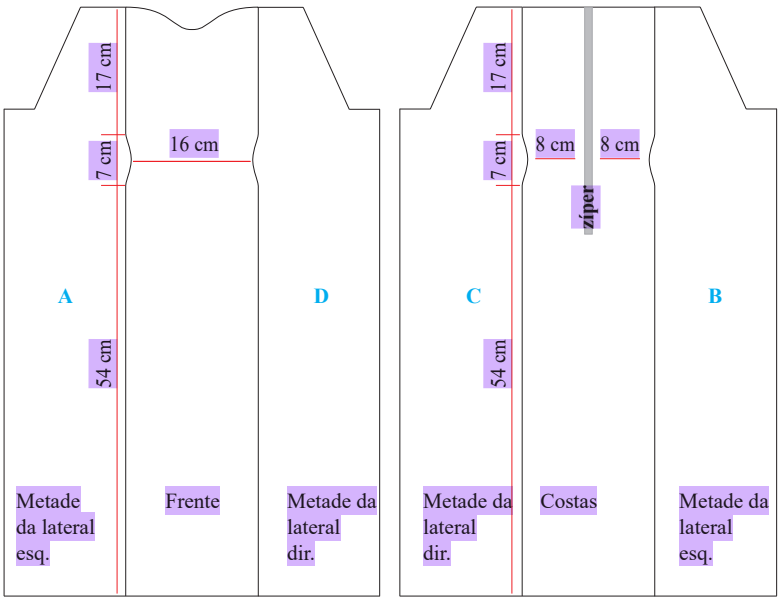
2ª Etapa (União das laterais dir., esq., nas partes da frente e costas)