

Diagrama 1 - Barra 2/2

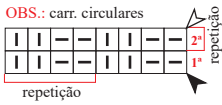


Diagrama 2 - Ponto meia

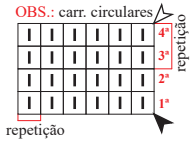


Diagrama 3 - Cordas

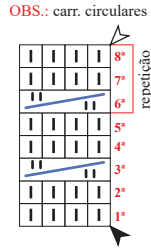
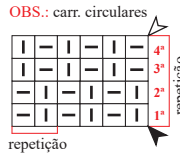
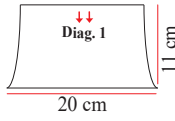


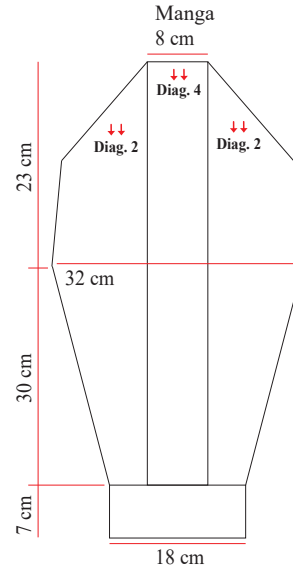
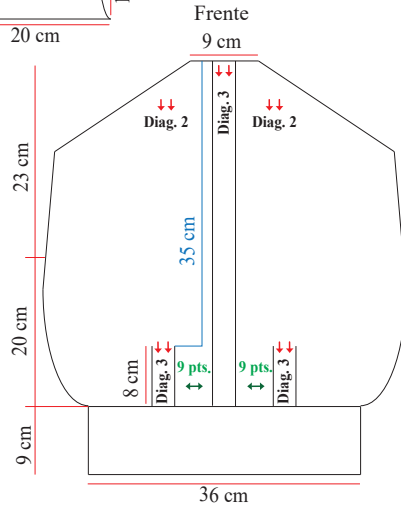
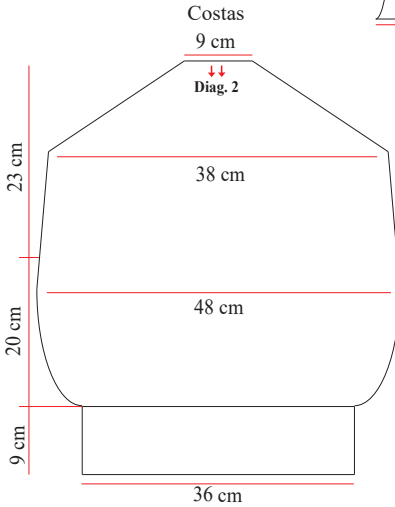
Diagrama 4 - Ponto fantasia (A)



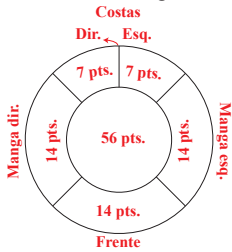
Gola



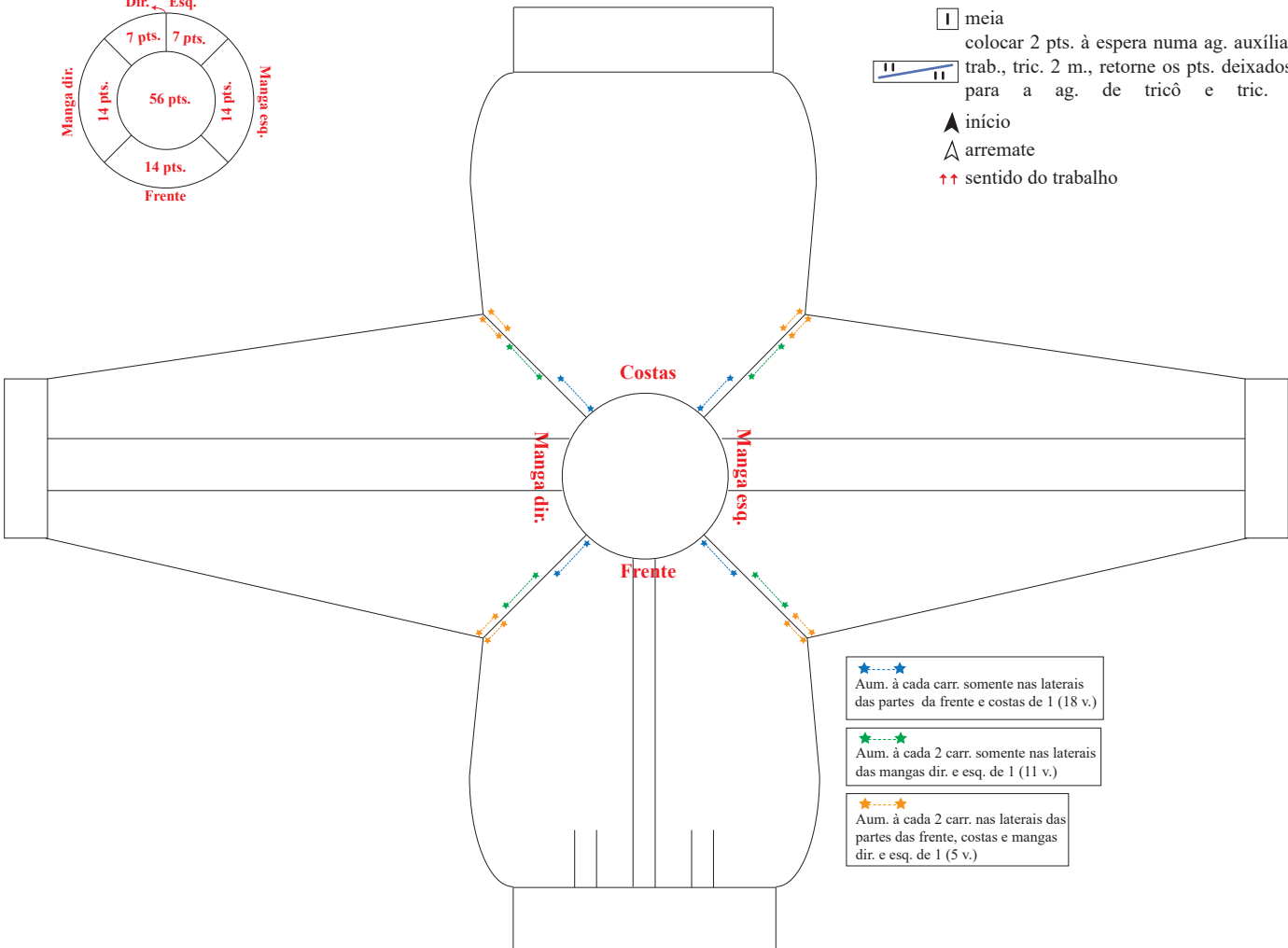
Esquema de medidas



Divisão do raglan



Diminuição das cavas raglan feitas na manga dir. e manga esq.



Legenda

- tricô
- meia
- colocar 2 pts. à espera numa ag. auxiliar atrás do trab., tric. 2 m., retorne os pts. deixados à espera para a ag. de tricô e tric. em m.
- início
- arremate
- sentido do trabalho

- Aum. à cada carr. somente nas laterais das partes da frente e costas de 1 (18 v.)
- Aum. à cada 2 carr. somente nas laterais das mangas dir. e esq. de 1 (11 v.)
- Aum. à cada 2 carr. nas laterais das partes da frente, costas e mangas dir. e esq. de 1 (5 v.)