


Diagrama 1 – Sousplat
OBS.: trab. em carr. circulares



Esquema de montagem




Diagrama 2 – Cabeça
OBS.: trab. em carr. circulares

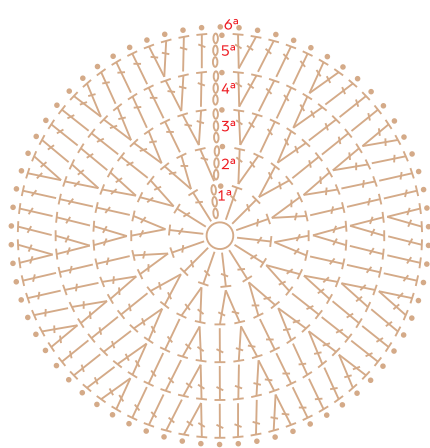


Diagrama 3 – Nadadeiras
OBS.: trab. em carr. circulares

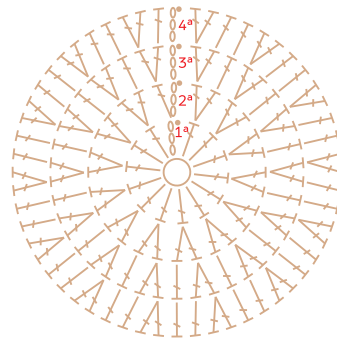


Diagrama 4 – Emenda das nadadeiras
OBS.: trab. em carr. circulares


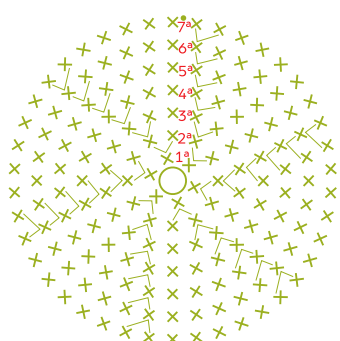


Diagrama 5 – Manchas
OBS.: trab. em carr. circulares



Legenda

- ⊖ Correntinha
- Ponto baixíssimo
- × Ponto baixo
- Anel mágico
- ↑ Ponto alto
- ×× 2 pontos altos no mesmo ponto de base
- Barroco Maxcolor 4/6 – cor: 8990 (Preto)
- Barroco Maxcolor 4/6 – cor: 5718 (Militar)
- Barroco Maxcolor 4/6 – cor: 5800 (Pistache)
- Barroco Maxcolor 4/6 – cor: 7684 (Porcelana)