

Diagrama 1_Roseta (A) - 14X14CM

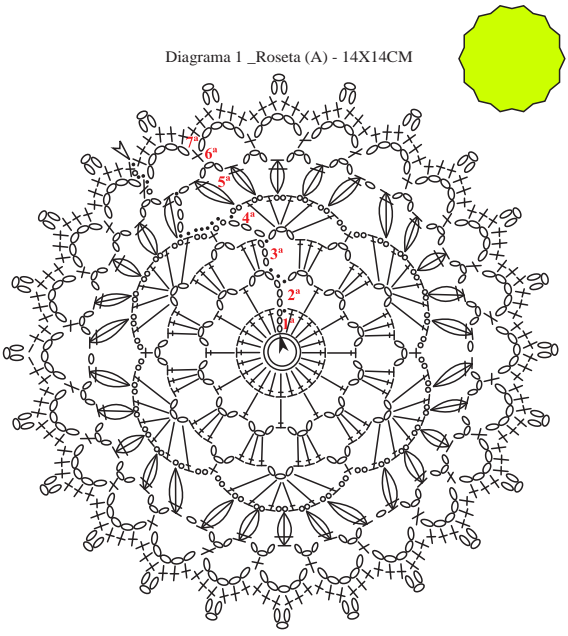


Diagrama 2_Roseta (B) - 6X6CM

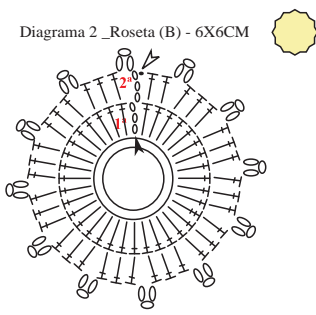


Diagrama 3_Roseta (C) - 3X6CM

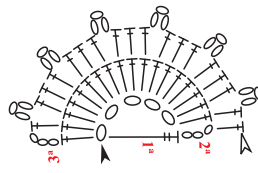


Diagrama 5_Roseta (E) - 10X10CM

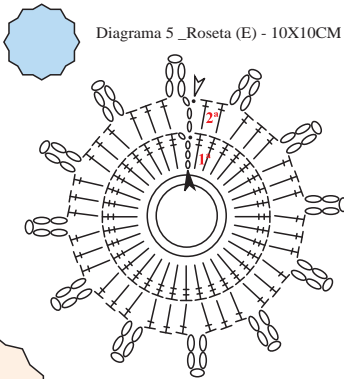


Diagrama 6_Roseta (F) - 5X10CM

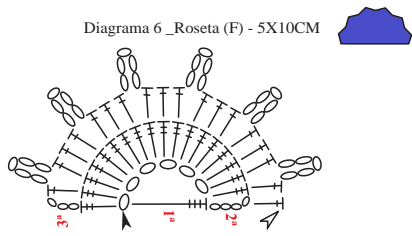


Diagrama 4_Roseta (D) - 20X20CM

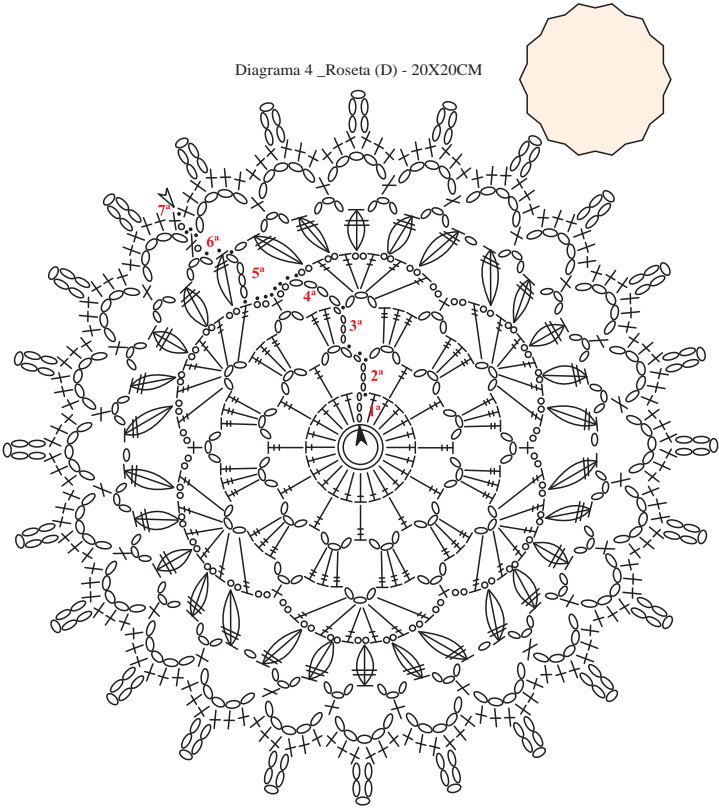


Diagrama 7_Cós

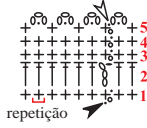
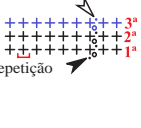


Diagrama 8_Barra

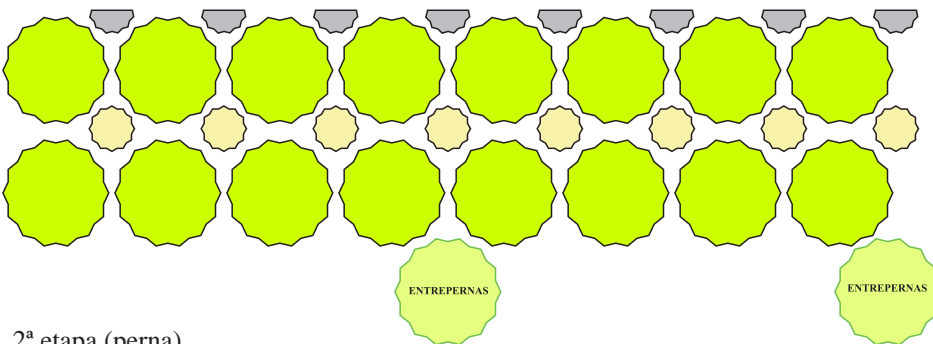


Legenda

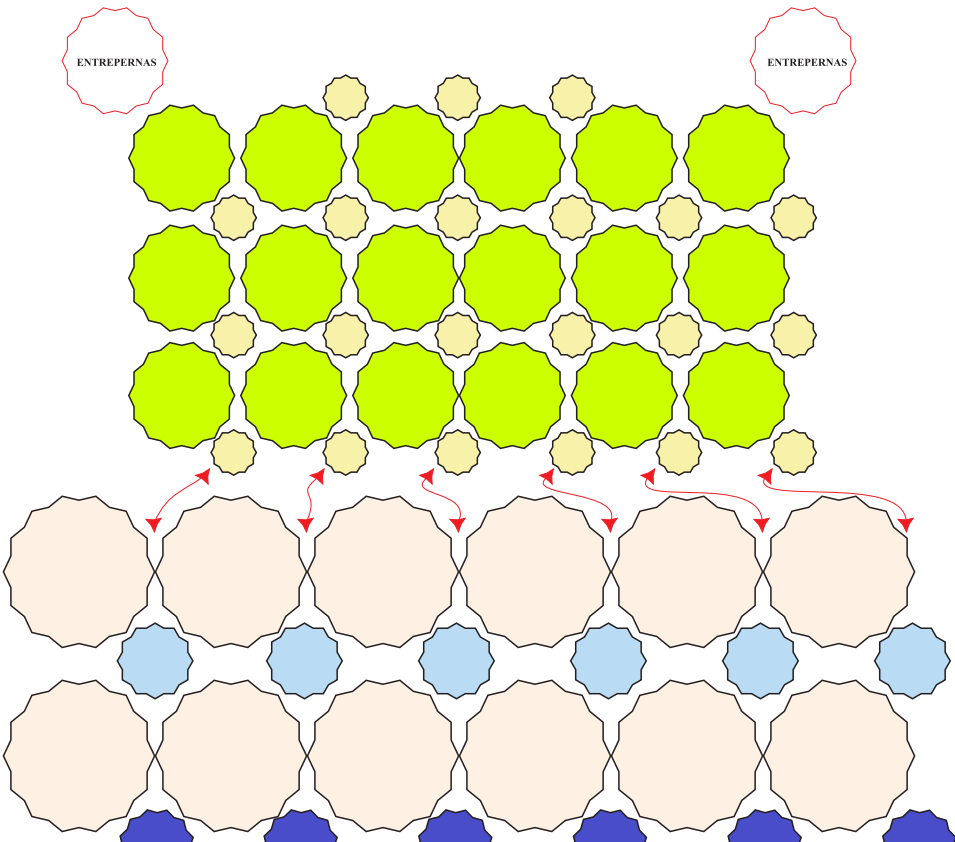
- corr.
- p.bx.
- + p.b.
- + p.caranguejo
- ⊥ p.a.
- ⊥ p.a.d.
- ⊥ p.a.t.
- ⊗ picô
- ⊗ 3 p.a.f.j.
- ⊗ 3 p.a.d.f.j.
- ⊙ anel mágico
- ▲ início
- △ arremate
- ↕ sentido do trabalho

Esquema de distribuição

1ª etapa (parte superior da peça frente e costas)



2ª etapa (perna)



Esquema de medidas

Costas = Frente

