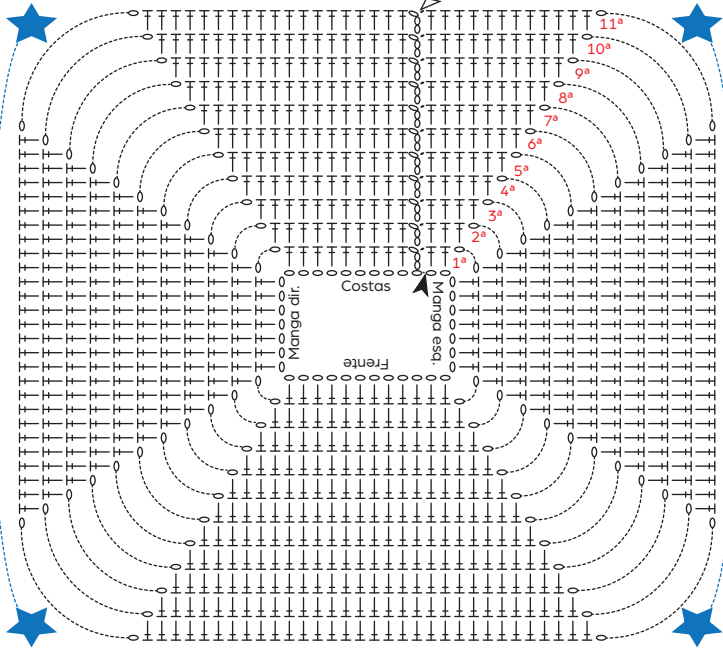


Diagrama 1 - Ponto fantasia (A)



Unir os pts. com p.bx., formando a cava.

Diagrama 2 - Ponto fantasia (B)

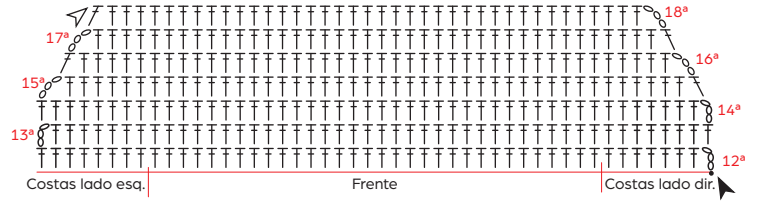


Diagrama 3 - Ponto fantasia (C)




Diagrama 4 - Ponto fantasia (D)

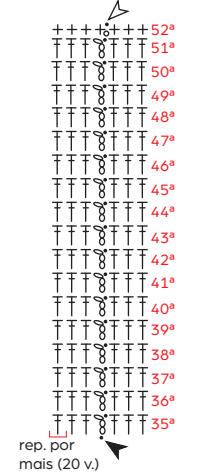
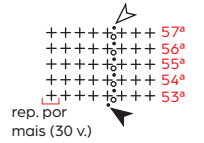


Diagrama 5 - Ponto fantasia (E)



Legenda

- Corr.
- P.bx.
- + P.b.
- | P.a.
- ▲ Início
- △ Arremate
- ↑↑ Sentido do trabalho

Esquema de medidas

