

Gráfico 1 - Caseado Simples

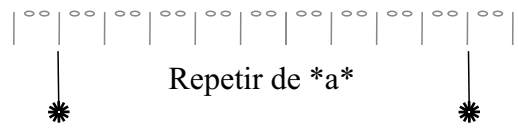


Gráfico 3 - Acabamento




Gráfico 2 - Barrado




Gráfico 4 - Braços

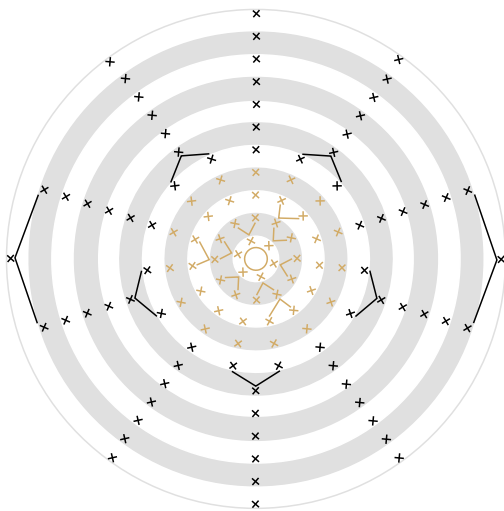


Gráfico 5 - Pernas

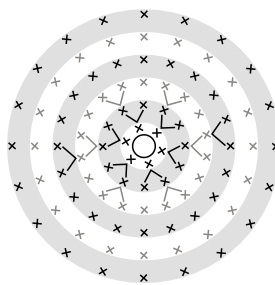


Gráfico 6 - Corpo

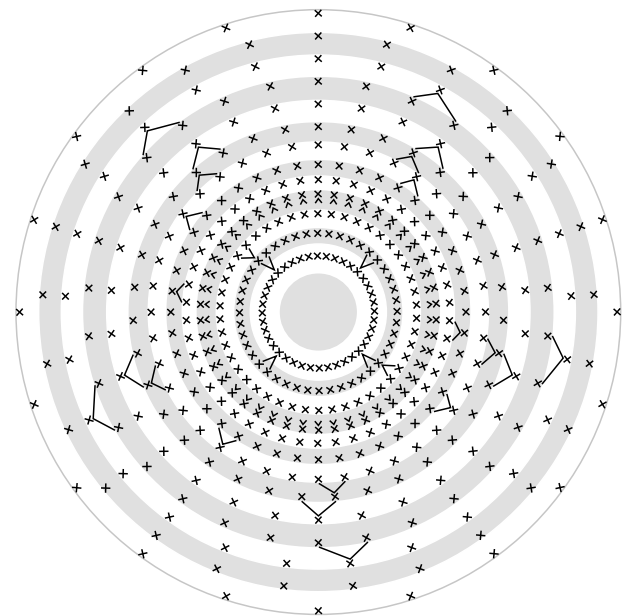


Gráfico 7 - Cabeça




Gráfico 8 - Chapéu

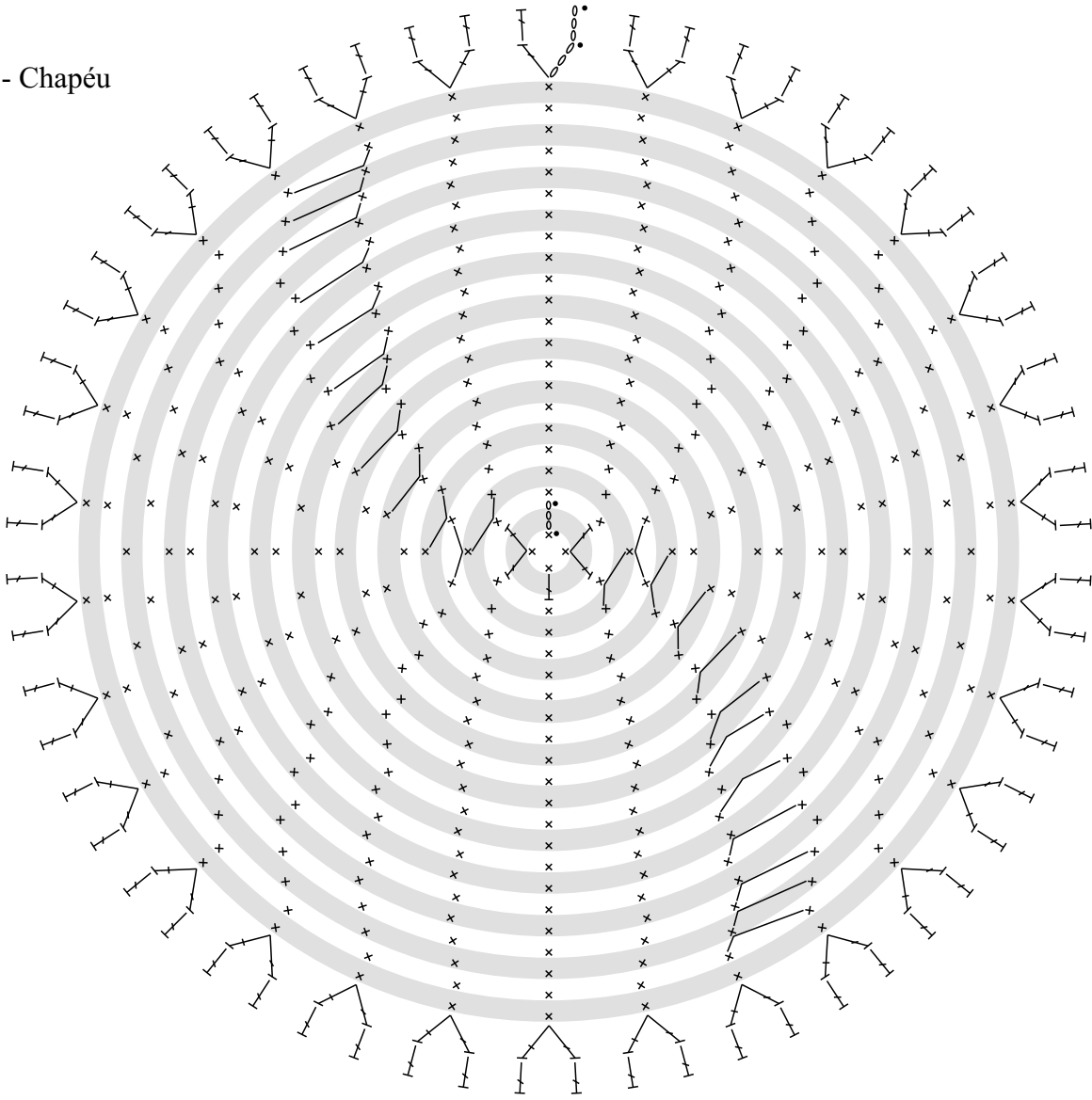


Gráfico 9 - Vestido




Gráfico 10 - Cinto

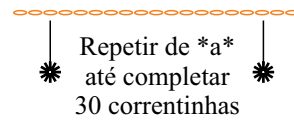


Gráfico 11 - Teia

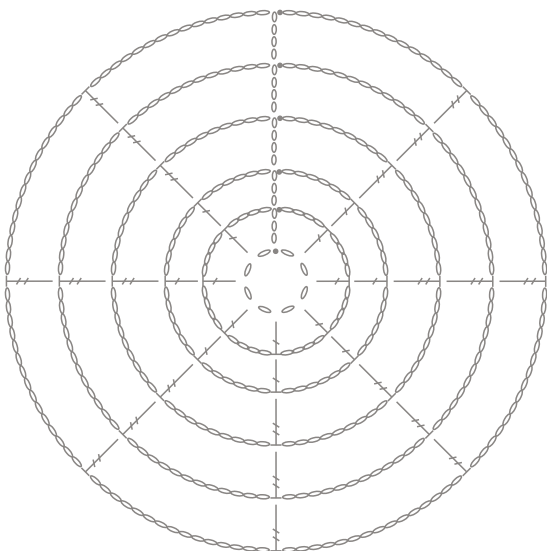
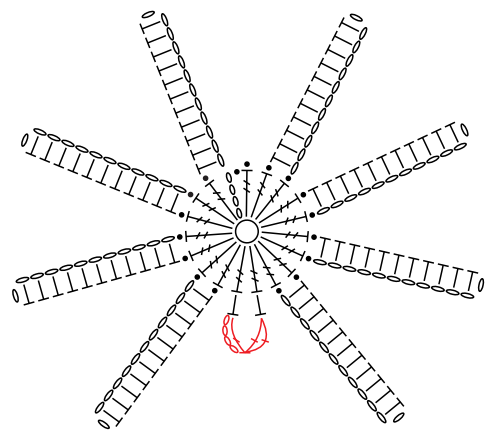



Gráfico 12 - Aranha



Esquema de Montagem



Legenda

- Correntinha
- ⌈ Ponto Alto
- × Ponto Baixo
- Ponto Baixíssimo
- | ◦ ◦ | Caseado Simples
- ×× 2 Pontos Baixos no mesmo ponto de base
- ⋈ Diminuição de 1 ponto baixo laçando 2 pontos de base
- × Ponto Baixo pegando na alça da frente do ponto de base
- ××
∨ 2 Pontos Baixos pegando na alça da frente do ponto de base
- × Ponto Baixo pegando na alça de trás do ponto de base
- ⋈ Ponto Baixo relevo pegando por trás do ponto de base
- ⌈ Meio Ponto Alto
- ⌈ Ponto Alto Duplo
- ⌈ 4 Correntinhas e 3 pontos altos fechados juntos
- Cléa (8990)
- Cléa (8001)
- Cléa (7625)
- Cléa (4156)
- Cléa (3528)
- Cléa (9462)
- Mollet (9223)