

Diagram 1 - Bottom
NOTE: Work in the rnd

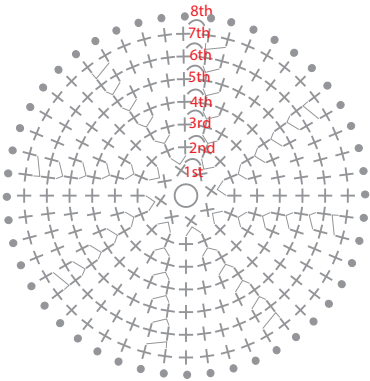


Diagram 3 - Finishing
NOTE: Work in the round

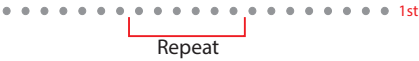
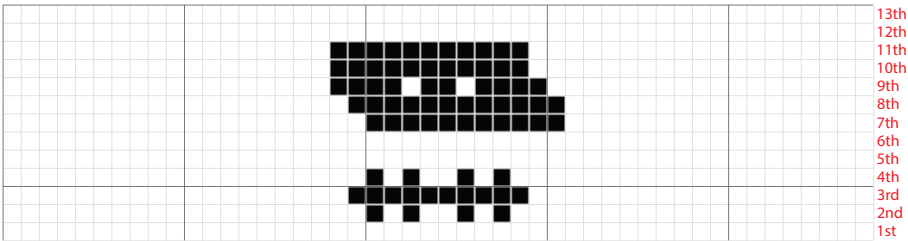


Diagram 2 - Side
NOTE: Work in the round



Legend

- Chain Stitch
- Slip Stitch
- × Single Crochet
- + Waistcoat Stitch
- = + 1 Waistcoat Stitch
- †† 2 Waistcoat Stitches in the same stitch
- ⌒ Invisible Finish (Remove the loop from the hook, insert it into the first st of the rnd, pull the loop through and remove from the hook, set it aside for the next step, insert the hook into the middle of the st that formed, yarn over, and pull through to the front, insert the hook into the loop that was set aside, yarn over, and pull through both loops at once)
- Magic ring
- Círculo Premium T-shirt yarn - Color #8001 (White)
- Círculo Premium T-shirt yarn - Color #8990 (Black)