


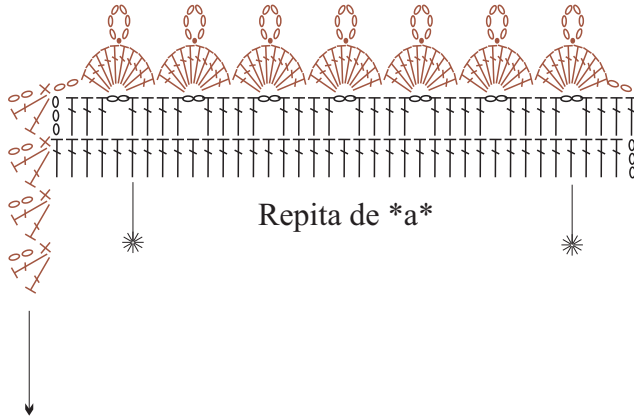
# Gráfico 1 - Manta

Continue até completar 63 carr. do início

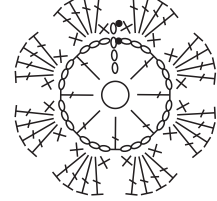


Inicie com 125 carr. + 3 carr. para virar o trabalho

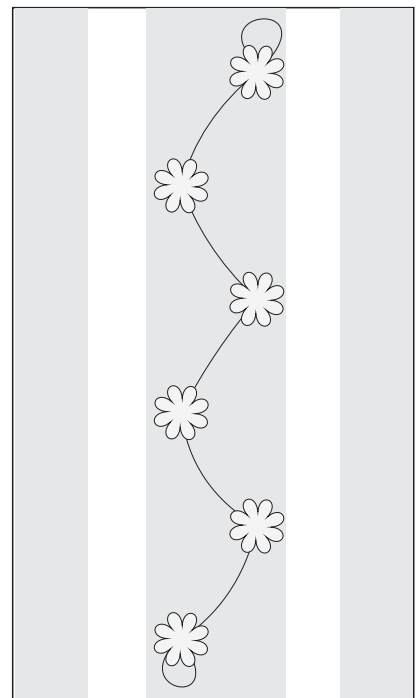
## Gráfico 2 - Acabamento



## Gráfico 3 - Flor



## Esquema de Montagem



### Legenda

- Correntinha
- ⌋ Ponto Alto
- × Ponto Baixo
- Ponto Baixíssimo
- Barroco Natural 4/8 (20)
- Barroco Natural Brilho Ouro 4/4 (20)

Trabalhe toda a lateral da Manta